

TRAVEL LITE

Travel Journal



Explore Your World

Interior

Flexible Living.




We got stuck for 3 days trying to get across Wyoming on our way home. Saw some beautiful country and stayed warm in the camper at -10F.

John & Pam H.
Rapid City, SD



Travel Lite has a reputation for building high quality, handcrafted campers at a lower price. Travel Lite manufactures 16 hard side truck camper floorplans to fit anything from 1/2 ton short beds to 1 ton duallys. The frame is constructed with 2"x4" and 2"x2" lumber to give you the strength and flexibility you need when going off road. The exterior is available in lightweight aluminum or durable hand hung fiberglass. Every standard model has our exclusive "sandwich style" insulated floor system. Engineered "bow-truss" rafters are used to give the roof lightweight strength and run-off for the elements of nature. The "fit and finish" of our Amish craftsmen is second to none. Compare the amount of "filler gimp" used to hide imperfections and gaps around the cabinets of other manufacturers. See why experienced truck camper owners praise Travel Lite quality. Service is available at over 100 authorized Travel Lite dealers across North America and Europe.






Our 40,000 sq. ft. production facility on 5+ acres in Elkhart County, Indiana

We toured the Travel Lite factory and were very impressed with the workmanship and attention to detail.


Jim and Lucy S
Pearsall, TX



1

1. 3 1/2" ENGINEERED BOW TRUSS RAFTERS


Lightweight and durable, our roof system has superior strength without adding unnecessary weight.



2

2. 2X2 AND 2X4 SIDEWALL CONSTRUCTION

Superior strength and flexibility with solid 2x4 corners.



3

3. SANDWICH STYLE INSULATED FLOOR SYSTEM

No more cold feet with Travel Lite's exclusive 1" high-density foam sandwiched between two layers of plywood. Strong and lightweight, our floor system is the best in the industry.

7. LOW PROFILE DESIGN

Allows for better handling and gas mileage.



7

6. "LIONITE" BATHROOM WALLS

All shower models have full wall Lionite protection. Vastly superior to vinyl coated panels or part-wall moulded plastic, Lionite is strong, water retardant and an absolute dream to wipe dry. No maintenance required.

4. LED CLEARANCE AND TAILLIGHTS


Travel Lite was the first truck camper builder to install LED lighting on all units. Brighter, safer, less energy and near zero maintenance make LED the light of tomorrow.

5. DIAMOND PLATE KNEEWALL

Attractive appearance with added protection.



4



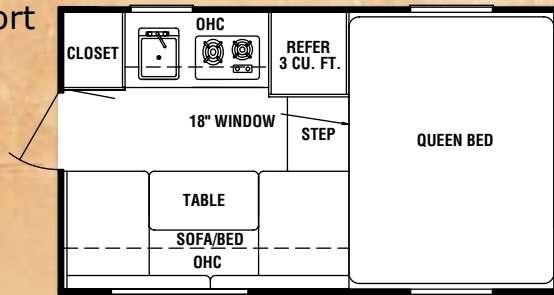
5



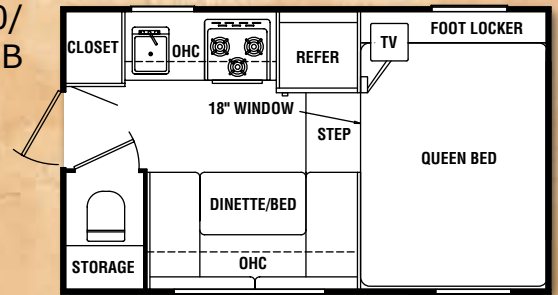
6

Floorplans & Specifications

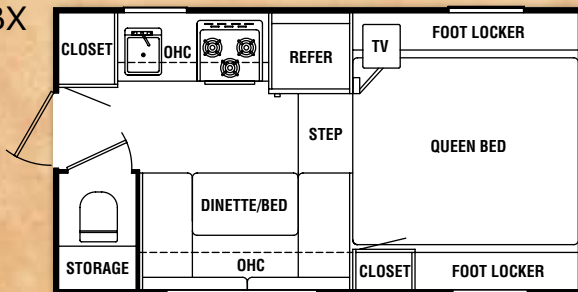
700RD Sport



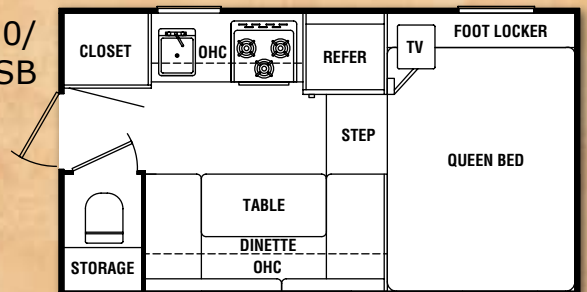
800/
800SB



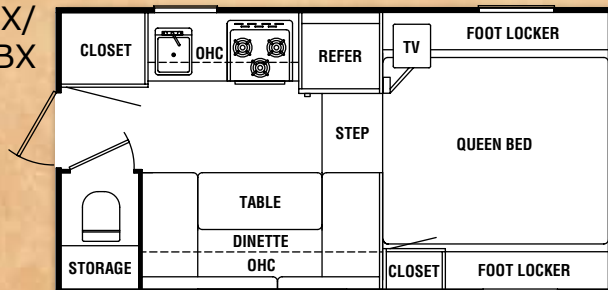
800SBX



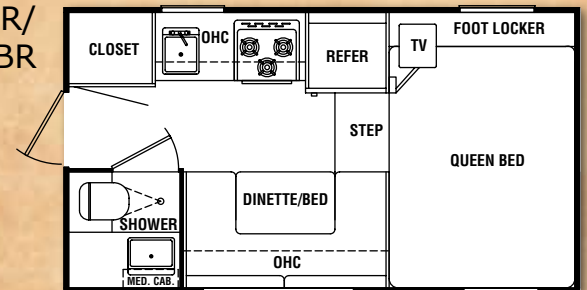
890/
890SB



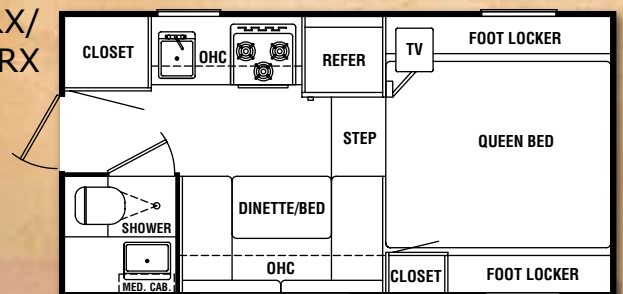
890X/
890SBX



890R/
890SBR



890RX/
890SBRX



Additional Weights and Measurements

80 watt solar panel	add 20#
Air Conditioner	add 85#
TV Antenna	add 6#
Microwave	add 12#
Built-in Oven	add 35#
Onan Generator	add 100#
Fiberglass Ext.	add 10% dry weight
Rear Bumper w/Step	add 75#
9' Box Awning	add 45#

Add 8# per gallon of water

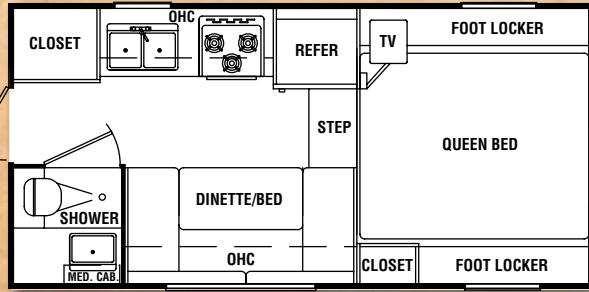
Add 20# per tank for propane gas

All weight, dimensions and capacities are approximate values. All floorplans, features and specifications are subject to change without notice.

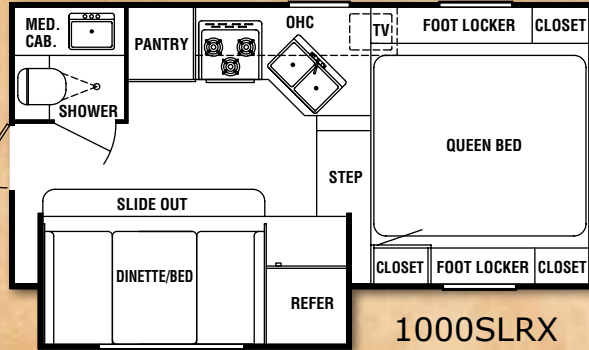
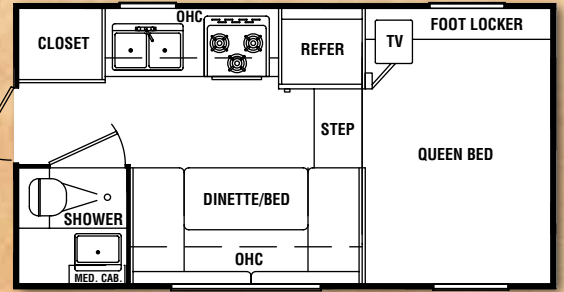
*Tom and I were amazed
at the floor plan selection
for 1/2 ton trucks.*

*Nancy and Tom
Franklin, NH*

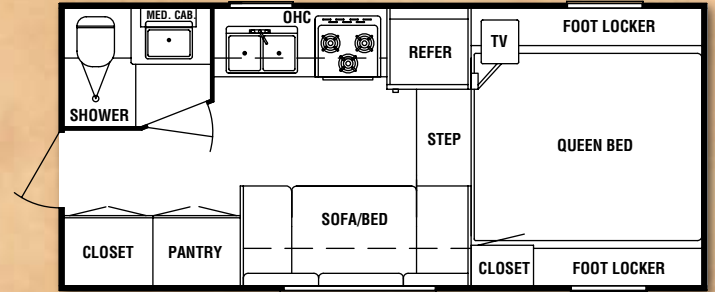
960RX



960R



1000SLRX



1100RX

Models	700	800	890	890R	960R	1100RX	1000SLRX
Floor Length	7'	8'	8' 9"	8' 9"	9' 6"	11'	10'
Floor Width	47"	47"	47"	47"	47"	47"	47"
Interior Height	6' 6"	6' 6"	6' 6"	6' 6"	6' 6"	6' 6"	6' 8"
Exterior Width	84"	92"	92"	92"	92"	92"	95"
Exterior Length	12' 6"	13' 6"	14' 3"	14' 3"	15'	17' 8"	17' 9"
Dry Weight	1290	1490*	1640*	1820*	1980	2730	3320
Dinette/Bed	76" Sofa	40" x 68"	40" x 76"	40" x 68"	40" x 74"	72" Sofa	40" x 74"
Fresh Water	15 gal.	25 gal.	25 gal.	25 gal.	25 gal.	25 gal.	40 gal.
Grey Water	N/A	N/A	N/A	6 gal.	15 gal.	25 gal.	36 gal.
Black Water	N/A	6 gal.	6 gal.	6 gal.	6 gal.	6 gal.	36 gal.
LP Gas	20#	20#	40#	40#	40#	40#	40#
3-Way Refer.	3 Cu.Ft.	4 Cu.Ft.	4 Cu.Ft.	4 Cu.Ft.	4 Cu.Ft.	5 Cu.Ft.	5 Cu.Ft.
Conv. Charger	55 amp	55 amp	55 amp	55 amp	55 amp	55 amp	55 amp
Corner Jacks	4	4	4	4	4	4	N/A
Electric Jacks	opt.	opt.	opt.	opt.	opt.	opt.	4
Balance Point	28"	33"	37"	38"	43"	50"	48"

*Add 50 lbs. for SB models.

Extended cabover (X)

Exterior Length	N/A	14' 8"	15' 5"	15' 5"	16' 2"
Dry Weight	N/A	1590*	1740*	1920*	2080
Balance Point	N/A	31"	35"	36"	41"

All weights and measurements are approximate and subject to change without notice.

Standards

- Radius Slider Windows
- LED Light Package
- Natural Maple Cabinet Doors
- Spring-Loaded Hinges
- 2x2 & 2x4 Construction
- R7 Insulation/Felt Lining
- Bow Truss Rafters
- Rubber Roof w/12yr. Warranty
- Fiberglass Front Hood
- Insulated Sandwich Floor
- 55 AMP Converter/Charger
- 18,000 BTU Furnace
- Deluxe Assist Handle

- Battery Disconnect Switch
- Rounded Cabinet Styles
- 2 LP Gas Tanks**
- Fire Extinguisher
- Smoke Detector
- Carbon Monoxide Detector
- Radius Slider Windows
- Vented Battery Box
- Wired & Braced for AC
- 4 Cu. Ft. Refer (3-Way)*
- 3 Burner Range Top*
- Diamond Plate Kneewalls
- High Rise Kitchen Faucet

- 4 Extra Length Jacks
- 25 Gallon Fresh Water Tank (exc. 700)
- Shur-Flo Water Pump
- Melamine Shower Walls
- TV Swivel Stand
- 12V Antenna Booster/Outlet
- Cable Hook-Up
- Cloth Valances & Soft Shades
- Exterior Door Light
- Exterior Electrical Receptacle
- Power Vent Fan in Bath

*3 Cu. Ft. Refer and 2-Burner Range Top in Model 700

**1 LP Gas Tank in Models 700, 800 & 840

Ultra Package

Includes standard features listed above plus the following:

- DSI Water Heater
- Extended Cabover
- Wireless Remote Jacks
- Jack-Knife Sofa Bed (Except 1000)
- Rear Bumper w/Step (Except 890RX)
- 2-20# LP Gas Tanks

- Gas Oven Installed
- Sink & Stove Cover
- Outside Shower
- Battery in Vented Box
- Magazine Rack
- Monitor Panel

- 5 Cu. Ft. 3-Way Refer
- Hand-Hung Fiberglass
- CD/Radio w/Exterior Speakers
- Bedspread, Pillow & Shams
- Pleated Soft Shades/Valances

*All standards and options are subject to change without notice

Popular Options



High Efficiency Air Conditioner



Kneewall Door with Security Latch



Outside Shower



Fantastic Vent



Sink and Stove Covers



Radius Rear Door



Monitor Panel



15" LCD TV



AM/FM Stereo with DVD/VCD/CD/CD-R/CD-RW/MP3 Compatible



Electric Jacks with Wireless Remote

- Gas Oven
- 2.5 Onan Generator
- 80 Watt Solar Panel

- Satellite Dish
- Twin Bed Cabover
- DSI Water Heater

- Rear Bumper with Step
- Side & Rear Awnings
- Heated Tank Pads

- Microwave
- TV Antenna

Your Dealer:

Travell Lite, Inc.
71913 County Road 23
New Paris, IN 46553
travellitecampers.com