

# Trail-Lite Crossover

By R-Vision

Crossover to the "Lite side"

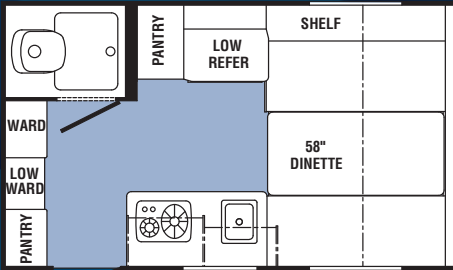


The driving force in lightweight towability.

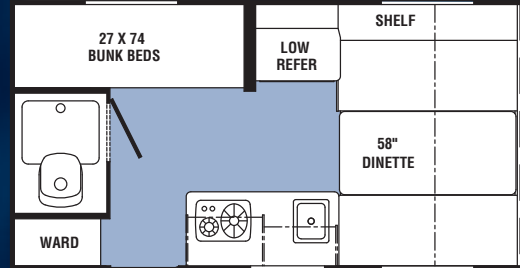
# Trail-Lite Crossover By R-Vision



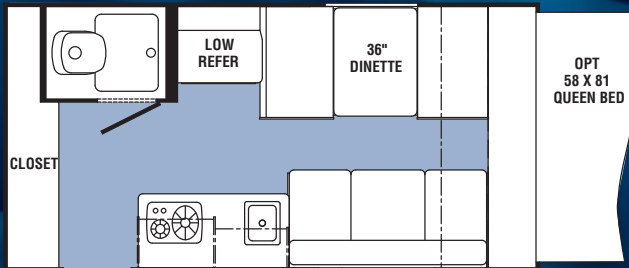
TLX140FB



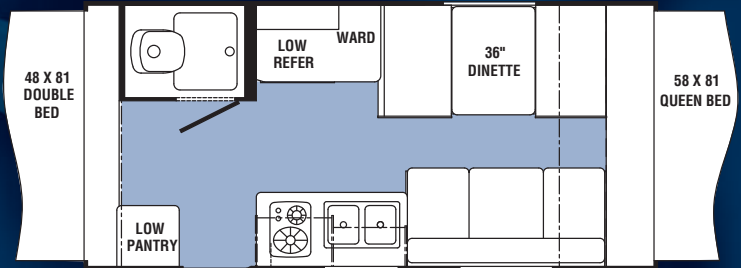
TLX160BH



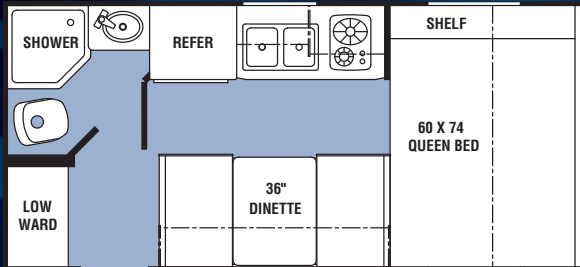
TLX170T



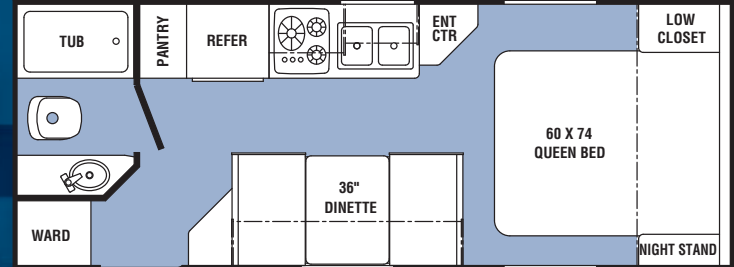
TLX180T



TLX189QB



TLX210QB



	TLX140FB	TLX160BH	TLX170T	TLX180T	TLX189QB	TLX210QB
Dry Weight (lbs.)	2107	2294	N/A	2584	2360	2847
Hitch Weight (lbs.)	185	170	N/A	326	318	281
Axel Weight (lbs.)	1922	N/A	N/A	2258	3500	2566
GVWR	3685	N/A	N/A	3826	3818	5881
Load Capacity	1578	1376	N/A	1242	1458	3034
Tire Size	205/75/14C	205/75/15C	205/75/14C	205/75/14C	205/75/15C	205/75/14C
Interior Headroom	76"	76"	76"	76"	76"	76"
Overall Length	15' 9"	17' 6"	18'	19'	19' 2"	22' 10"
Overall Height w/AC	9' 8"	9' 8"	9' 8"	9' 10"	9' 8"	9' 8"
Exterior Width w/o Awning	7' 3"	7' 3"	7' 3"	7' 3"	7' 3"	7' 3"
Fresh Water Tanks (gal.)	30	30	30	30	30	30
Grey Tank (gal.)	25	25	25	25	25	25
Black Tank (gal.)	25	25	25	25	25	25
LP Tanks (lb.)	40	40	40	40	40	40



Cinnabar

Antique color shown.



Cross over to luxury living and lightweight towability with the Trail-Lite Crossover. Designed for easy, lightweight towing, this amazing camper is the perfect companion for smaller crossover SUV's and families who desire more fuel efficiency. Although light in weight, the Crossover is laden with high quality comfort and convenience.



Optional 2 door refer



Antique color shown.

